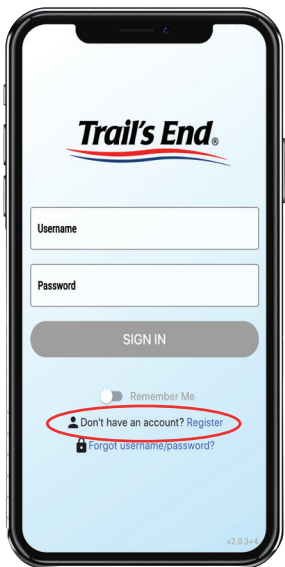


THE TRAIL'S END APP

Available in the Apple and Google Play Store
Text APP to 62771 to download.

Required to register:

Council: _____ District: _____ Unit: _____



1 Sign In or Register an Account

- Use your account from last year!
- If you need to change your unit, go to Settings from the side menu. Select "Change Unit."

2 Start Selling!

- Record ALL sales in the app - Online Direct, Storefront, Wagon/Take Order.

Multiple Scouts?

- Each Scout must have their own registered account, even siblings.
- The same email can be used for multiple accounts.
- Toggle between accounts within the app by clicking the Scout name dropdown at the top of the screen.

ACCEPTING CREDIT CARDS

Every Scout can accept debit and credit cards for free. While not required, Square readers are compatible and can be purchased at Amazon.com or most big box retailers.

Manual Entry (no reader) - Type in the customer's card information.

Magstripe Reader (Android) - Swipe reader plugs into headphone jack.

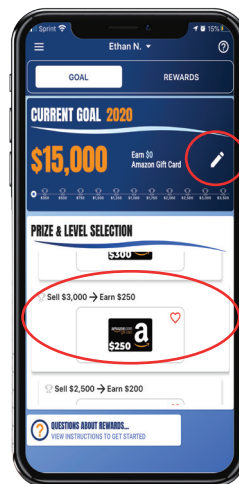
Lightning Reader (Apple) - Swipe reader plugs into lightning jack.

Bluetooth Reader - Wirelessly connects to a device via Bluetooth. Accepts EMV chip cards, Apple Pay, Google Pay, Samsung Pay, NFC (contactless) cards, and Magstripe cards.

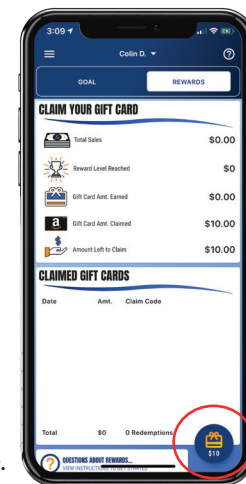


When prompted, be sure to allow the app access to your device's microphone, location, and Bluetooth in order to accept debit and credit cards.

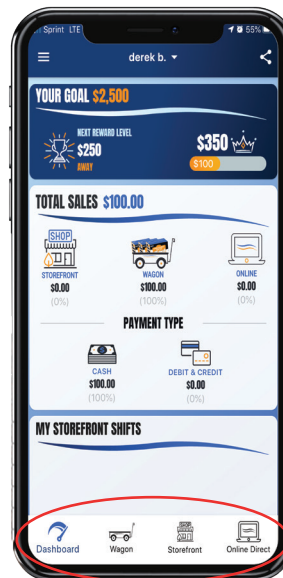
TE REWARDS: SET A GOAL, CLAIM GIFT CARD



- 1 Set Goal:** Scroll up or down and tap to select prizes at different levels or manually enter your goal.
- 2 Track Progress:** Check how close you are to reaching the next rewards level in the app.
- 3 Claim Gift Card:** Once your leader submits the unit's Rewards order and you have a gift card amount available, tap the claim button to get your Amazon.com claim code.



HIT YOUR GOAL USING ALL SELLING METHODS



Online Direct



Wagon



Storefront

Online Direct: Place orders for online products in the app. Pick the products, take payment (credit only), and products ship to your customers. Or, share your page with customers via email, text, and social media.

Wagon: Door-to-door, to friends and family, or parent's workplace. Orders can be marked delivered or undelivered if no product on hand.

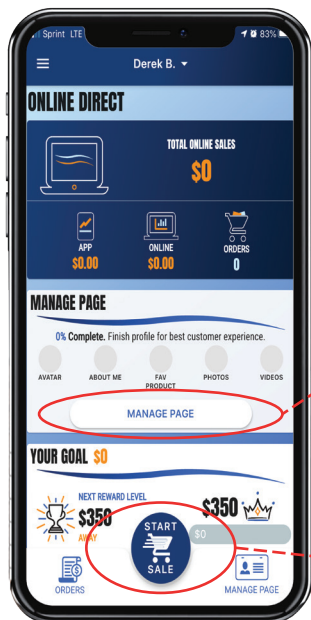
Storefront: Register for shifts set up by the unit. Booths are set up with product in front of high foot traffic areas around your community.

HAVE QUESTIONS? GET ANSWERS.

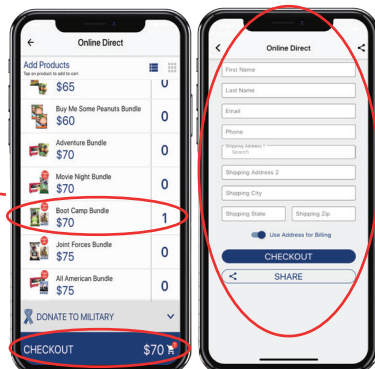
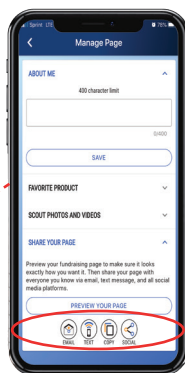
- Email support@trails-end.com
- Visit the Support Portal of FAQs at support.trails-end.com
- Get peer support 24/7 in the Scout Parents Community www.facebook.com/groups/TEScoutParents/

*Screenshots subject to change

ONLINE DIRECT: SHIP TO CUSTOMER

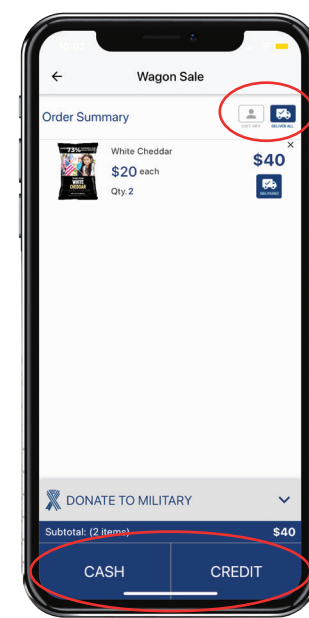
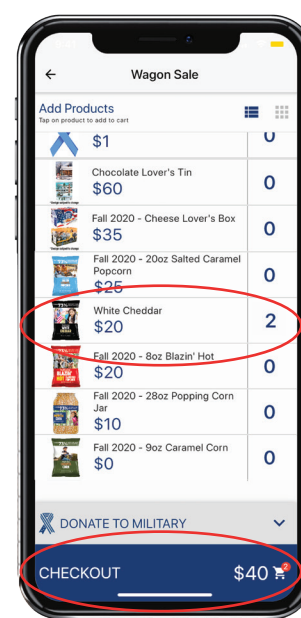


Tip: Click Share to text the cart to the customer to complete the purchase on their phone.



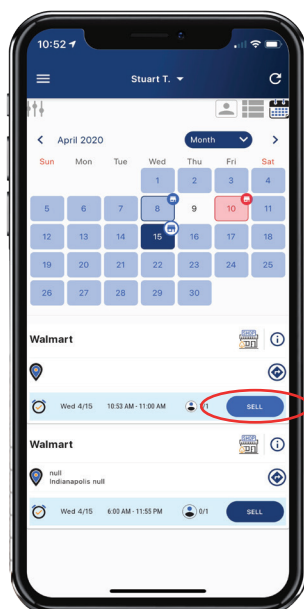
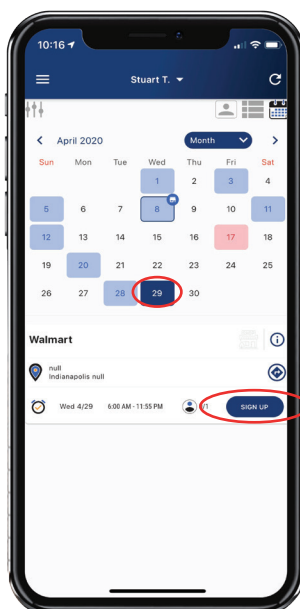
Tip: There are two ways to sell online products - directly through the app, or share your link with friends and family. Order ships directly to the customer.

RECORD A WAGON SALE



Tip: Marking an item as "Undelivered" means you plan to return with product later. Don't forget to update the status when delivered!

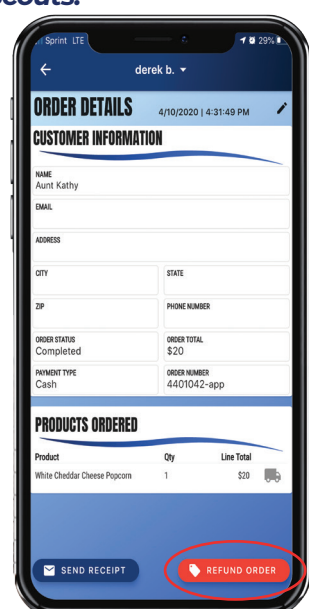
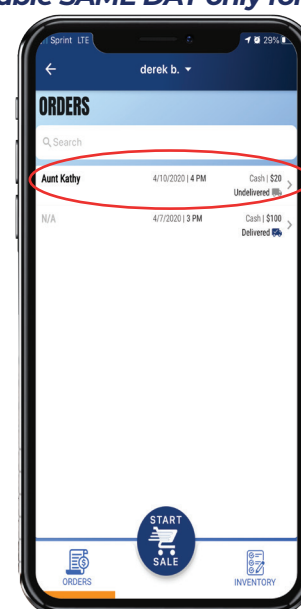
SIGN UP FOR A STOREFRONT SHIFT



Tip: Storefront site and shift availability is managed by your unit leader. Reach out to them if you believe information is missing or incorrect.

ISSUE A REFUND

Available SAME DAY only for Scouts.



Tip: You can also edit customer information and re-send a receipt from this screen.

**Screenshots subject to change*